



## Key Features

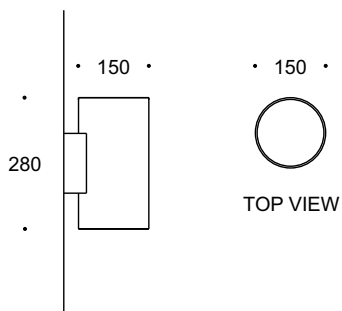
The compact wall luminaires sleek - up and down - LED sources, combines brilliant LED light with straight forward design. Oppositely arranged, the two LED sources generate an up-and downwardly directed, various light beams. Designed to last in extremely harsh environments.



## Key Data

<b>LED Type</b>	High efficiency LEDs, available in 2700K, 3000K, 4000K, 5000K, 6500K CCT tolerance within a 3-step MacAdams ellipse and LM80 compliant. Custom LED color combinations available.
<b>Nominal Voltage</b>	220V-240V AC, 50/60Hz
<b>Color Rendering Index</b>	CRI ≥ 80 standard and CRI ≥ 90 on request.
<b>Optics</b>	Two sided: 8° / 12° / 25° / 30° / 45° / 60° / 90° / 18°x38° / 10°x60° / 25°x50°. Custom optics upon request.
<b>Materials</b>	Corrosion resistant double layer polyester powder coated paint finish aluminium housing (EN AW-6060) with stainless steel screws (A4 grade) and silicone gaskets. Power unit is built in. Available in anthracite gray as a standard finish or any desired RAL colour.
<b>Optional Coating</b>	Marine grade.
<b>Diffuser</b>	Thermal-shock resistant tempered glass.
<b>LED Life Time</b>	L90 - B10 > 100,000h
<b>Operating Temperature</b>	-40°C / +55°C
<b>Power Factor</b>	>0.95
<b>Control Systems</b>	On - Off, 1-10V DIM, DALI Interface.
<b>Protection Class</b>	IP66
<b>Impact Resistance</b>	IK10
<b>Insulation Class</b>	Class I
<b>Conformity</b>	Complies with European Standards EN 60598 and CE certified.

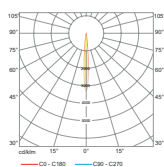
### Technical Drawing



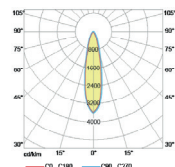
### Information

CODE	POWER CONSUMPTION	LUMEN OUTPUT (lm) 3000K / 4000K	COLOUR TEMPERATURE
WA4108	2 x 18W	4860 / 5112	3000K / 4000K

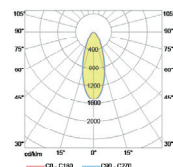
### Light Distribution Curve



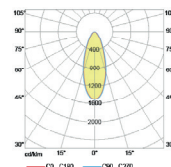
8°



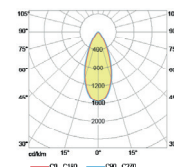
12°



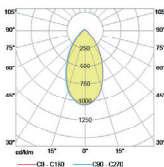
25°



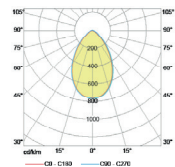
30°



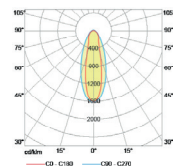
45°



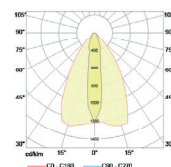
60°



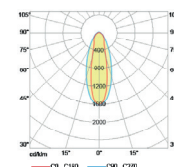
90°



18° x 38°



10° x 60°



25° x 50°