



Key Features

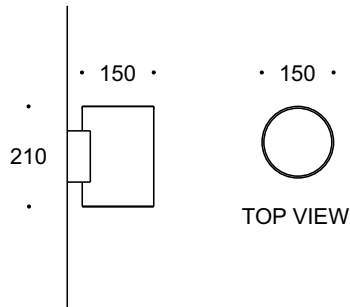
The compact wall luminaires sleek - up and down - LED sources, combines brilliant LED light with straight forward design. Oppositely arranged, the two LED sources generate an up-and downwardly directed, various light beams. Designed to last in extremely harsh environments.



Key Data

LED Type	High efficiency LEDs, available in 2700K, 3000K, 4000K, 5000K, 6500K CCT tolerance within a 3-step MacAdams ellipse and LM80 compliant. Custom LED color combinations available.
Nominal Voltage	220V-240V AC, 50/60Hz
Color Rendering Index	CRI ≥ 80 standard and CRI ≥ 90 on request.
Optics	One sided: 8° / 12° / 25° / 30° / 45° / 60° / 90° / 18°x38° / 10°x60° / 25°x50°. Custom optics upon request.
Materials	Corrosion resistant double layer polyester powder coated paint finish aluminium housing (EN AW-6060) with stainless steel screws (A4 grade) and silicone gaskets. Power unit is built in. Available in anthracite gray as a standard finish or any desired RAL colour.
Optional Coating	Marine grade.
Diffuser	Thermal-shock resistant tempered glass.
LED Life Time	L90 - B10 > 100,000h
Operating Temperature	-40°C / +55°C
Power Factor	>0.95
Control Systems	On - Off, 1-10V DIM, DALI Interface.
Protection Class	IP66
Impact Resistance	IK10
Insulation Class	Class I
Conformity	Complies with European Standards EN 60598 and CE certified.

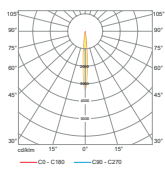
Technical Drawing



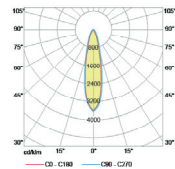
Information

CODE	POWER CONSUMPTION	LUMEN OUTPUT (lm) 3000K / 4000K	COLOUR TEMPERATURE
WA4104	1 x 18W	2430 / 2556	3000K / 4000K

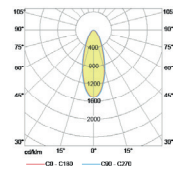
Light Distribution Curve



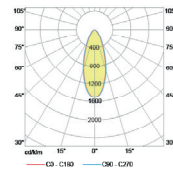
8°



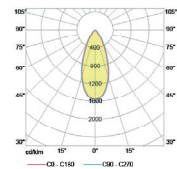
12°



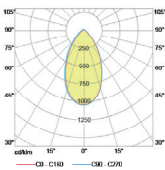
25°



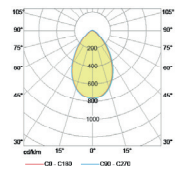
30°



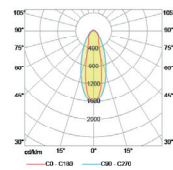
45°



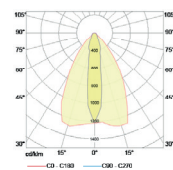
60°



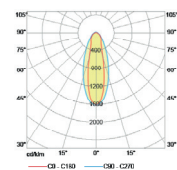
90°



18° x 38°



10° x 60°



25° x 50°