



## Key Features

iTetta is characterized by maximum orientability and compact dimensions.

Available in two sizes and ideal solution for high-end projects.

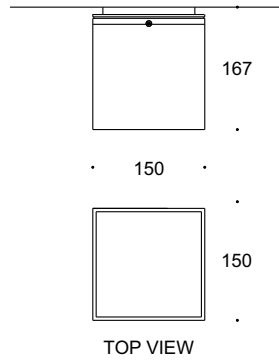
Its wide range of optics and color temperatures guarantees total consistency between interior and exterior spaces.



## Key Data

<b>LED Type</b>	High efficiency LEDs, available in 2700K, 3000K, 4000K, 5000K, 6500K CCT tolerance within a 3-step MacAdams ellipse and LM80 compliant. Custom LED color combinations available.
<b>Nominal Voltage</b>	220V-240V AC, 50/60Hz
<b>Color Rendering Index</b>	CRI ≥ 80 standard and CRI ≥ 90 on request.
<b>Optics</b>	40° / 60° / 90° / M3
<b>Materials</b>	Corrosion resistant double layer polyester powder coated paint finish die castaluminium housing with stainless steel screws (A4 grade) and silicone gaskets. Power unit is built in. Available in anthracite gray as a standardfinish or any desired RAL colour.
<b>Optional Coating</b>	Marine grade.
<b>Diffuser</b>	Thermal-shock resistant tempered glass.
<b>LED Life Time</b>	L90 - B10 > 100,000h
<b>Operating Temperature</b>	-40°C / +55°C
<b>Power Factor</b>	>0.95
<b>Control Systems</b>	On - Off, 1-10V DIM, DALI Interface (External).
<b>Protection Class</b>	IP65
<b>Impact Resistance</b>	IK09
<b>Insulation Class</b>	Class I
<b>Installation</b>	Ceiling surface mounted.
<b>Conformity</b>	Complies with European Standards EN 60598 and CE certified.

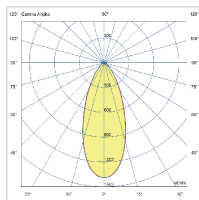
Technical Drawing



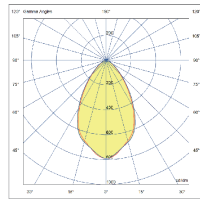
Information

CODE	POWER CONSUMPTION	LUMEN OUTPUT (lm) 3000K / 4000K	COLOUR TEMPERATURE
IC6327	54W	7290 / 7668	3000K / 4000K

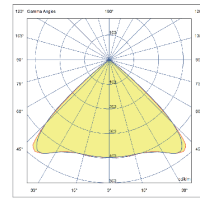
Light Distribution Curve



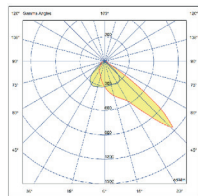
40°



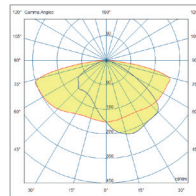
60°



90°



Asymmetric 90°



M3