



Key Features

iAxis Mini is a super compact surface mounted luminaire suitable for a wide range of wall washing, accent, surface grazing and indirect lighting applications in architectural, hospitality and retail environments, it has multiple customization options to illuminate interior walls, exterior facades and unique architectural details. Confirms vibration standards for bridge applications.

Designed to last in extremely harsh environments.


Monochrome, RGB & RGBW, DMX or DALI controllable, easy to install with the remote universal power supply and connect via combined power and data connectors.



Key Data

LED Type	High efficiency LEDs, available in 2700K, 3000K, 4000K, 5000K, 6500 CCT tolerance within a 3-step MacAdams ellipse and LM80 compliant. Custom LED color combinations available.
Nominal Voltage	24V DC
Color Rendering Index	CRI ≥ 80 standard and CRI ≥ 90 on request.
Optics	Standard: 8° / 12° / 25° / 30° / 45° / 60° / 90° / 18°x38° / 10°x60° / 25°x50° Asymmetrical Linear Wallwash. Custom optics upon request.
Materials	Corrosion resistant extruded anodized aluminium housing (EN AW-6060) with stainless steel screws (A4 grade) and silicone rubber gaskets. Operates with a remote driver. End-to-end connection via plug connectors. Includes adjustable or fixed mounting brackets.
Optional Coating	Marine grade.
Diffuser	Thermal-shock resistant 4mm tempered glass.
LED Life Time	L90 - B10 > 100,000h
Operating Temperature	-40°C / +55°C
Power Factor	>0.95
Control Systems	1-10V DIM, DALI Interface, DMX / RDM (External)
Protection Class	IP66
Impact Resistance	IK08
Insulation Class	Class III
Conformity	Complies with European Standards EN 60598 and CE certified.

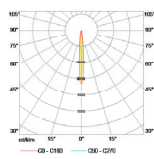
Technical Drawing



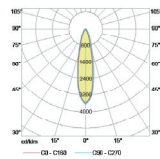
Information

CODE	LENGTH (mm)	PITCH (mm)	LED QTY	POWER CONSUMPTION 350mA	LUMEN OUTPUT (lm) 3000K / 4000K 350mA
AR9158251	314	25	12	12W	1620 / 1704

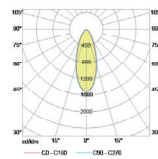
Light Distribution Curve



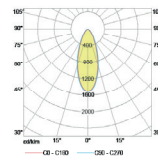
8°



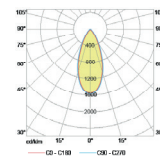
12°



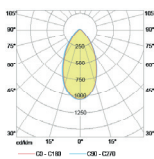
25°



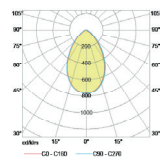
30°



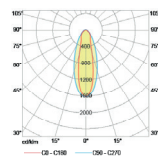
45°



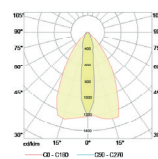
60°



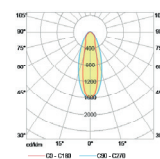
90°



18° x 38°



10° x 60°



25° x 50°

Accessories



Homeycomb Louvre
Code: HC3001



Adjustable Standard Bracket
Code: AB8001



Adjustable Long Bracket
Code: AB8002



T-Connector
Code: TC4001