



Key Features

Inox by nature.

A real dialogue between illumination and the environment. Compact drive-over and walk over inground recessed LED luminaire designed for illuminating building facades, green areas, parks and outdoor facilities.

With the use of high-power LEDs, the in-ground light range provides high luminosity at a low power consumption. Adapting a double insulation method, all in-ground lights have an IP67 ranking featuring thick tempered glass.

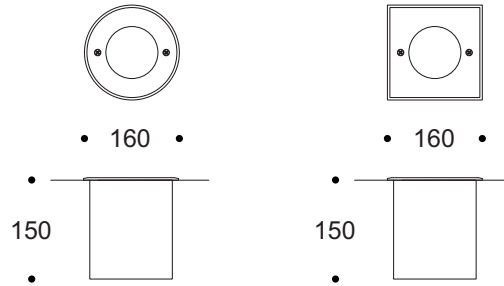
Designed to last in extremely harsh environments.



Key Data

LED Type	High efficiency LEDs, available in 2700K, 3000K, 4000K, 5000K, 6500K CCT tolerance within a 3-step MacAdams ellipse and LM80 compliant. Custom LED color combinations available.
Nominal Voltage	220V-240V AC, 50/60Hz
Color Rendering Index	CRI ≥ 80 standard and CRI ≥ 90 on request.
Optics	12° / 25° / 30° / 45° / 60° / 10°x60° / 18°x38° / 25°x50°
Materials	Corrosion resistant stainless steel housing (316) with stainless steel screws (A4 grade) and temperature-resistant silicone gaskets. Power unit is built in. Includes recessing box and stainless steel frame. Sealed cable gland. 20° tilt and 355° rotatable.
Optional Coating	Marine grade.
Diffuser	Thermal-shock resistant tempered glass.
LED Life Time	L90 - B10 > 100,000h
Operating Temperature	-40°C / +55°C
Load Rating	30 kN
Power Factor	>0.95
Control Systems	On - Off, 1-10V DIM, DALI.
Protection Class	IP67
Impact Resistance	IK10
Insulation Class	Class I
Installation	Recessing box to be placed at ground level 20 cm drainage gravel for water evacuation. Connection via junction boxes.
Conformity	Complies with European Standards EN 60598 and CE certified.

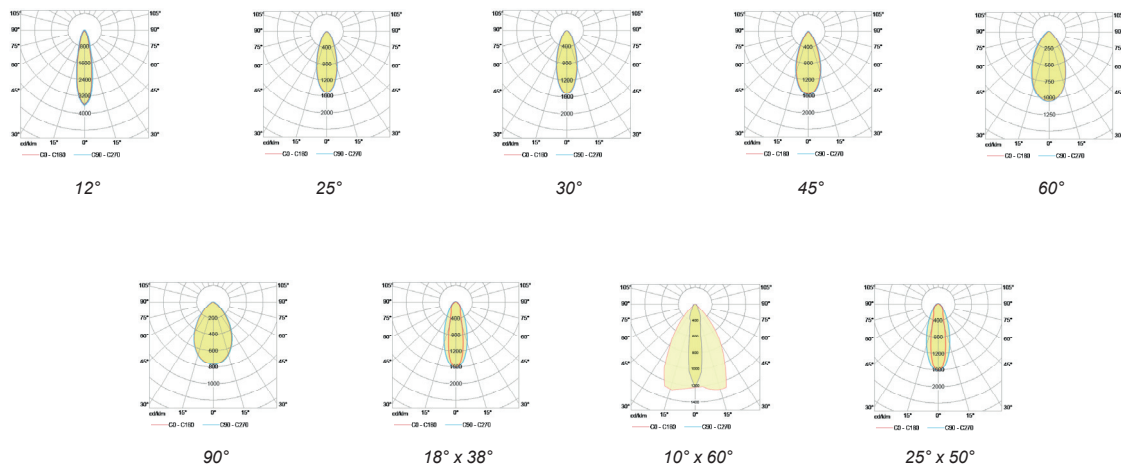
Technical Drawing



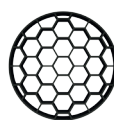
Information

CODE	POWER CONSUMPTION	LUMEN OUTPUT (lm) 3000K / 4000K	COLOUR TEMPERATURE
AC81024	12W	1320 / 1440	3000K / 4000K

Light Distribution Curve



Accessories



Honeycomb Louvre
Code: HC3002



IP68 Plug Power Connector Set
Code: CON1201