



Key Features

Classic and innovative post top lantern with excellent downward asymmetrical light distribution. Designed for lighting of residential areas, entrances, footpaths, car parks and town centers.

Outdoor LED luminaire for urban lighting with an iconic design, enhances historic centres and pedestrian areas with classic taste.

The available radial or street optics allow adequate lighting of different types of urban areas and avoid light pollution.

BSISQ® LED Module integrated.

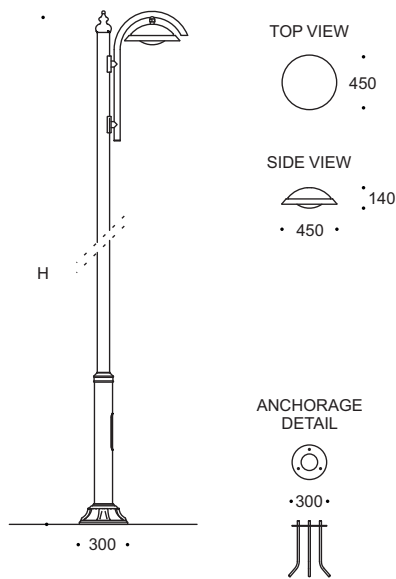
Designed to last in extremely harsh environments.



Key Data

LED Type	High efficiency LEDs, available in 2700K, 3000K, 4000K, 5000K, 6500K CCT tolerance within a 3-step MacAdams ellipse and LM80 compliant.
Nominal Voltage	220V-240V AC, 50/60Hz
Color Rendering Index	CRI ≥ 80 standard and CRI ≥ 90 on request.
Light Distribution	60° / 90° / M3
Materials	Corrosion resistant double layer polyester powder coated paint finish die cast aluminium housing with stainless steel screws (A4 grade) and silicone gaskets. Power unit is built in. Available in anthracite gray as a standard finish or any desired RAL colour. BSISQ® LED Module.
Optional Coating	Marine grade.
Diffuser	Shockproof PMMA UV Stabilised.
LED Life Time	L90 - B10 > 100,000h
Operating Temperature	-40°C / +55°C
Power Factor	>0.95
Control Systems	On-Off, 1-10V DIM, DALI Interface.
Protection Class	IP65
Impact Resistance	IK08
Insulation Class	Class I
Conformity	Complies with European Standards EN 60598 and CE certified.

Technical Drawing



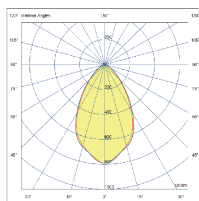
Information

Code	POWER CONSUMPTION	LUMEN OUTPUT (lm) 3000K / 4000K	COLOUR TEMPERATURE	H (mm)
UA1231	54W	5940 / 6480	3000K / 4000K	4000 - 5000

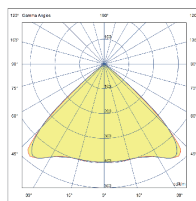
*Anchorage set included.

*Poles and flange cover to be ordered separately.

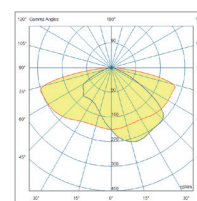
Light Distribution Curve



60°



90°



M3