



Key Features

LED projector ideal to highlight and emphasize architectural details and also perfect to illuminate walls, facades and monumental structures.

iCubus provides a high-intensity wash of light with customisable beam angles for floodlighting, spotlighting, wall washing and grazing. The head is adjustable, making it easy to focus incident light on the exposed element. Three sizes.

Advanced thermal design with cutting edge manufacturing process and materials.

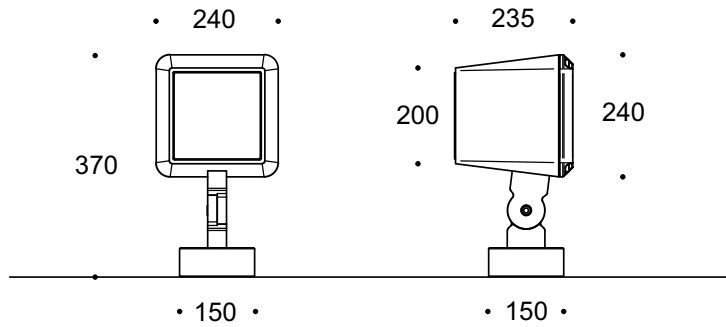
Designed to last in extremely harsh environments.



Key Data

LED Type	High efficiency LEDs, available in 2700K, 3000K, 4000K, 5000K, 6500K CCT tolerance within a 3-step MacAdams ellipse and LM80 compliant.
Nominal Voltage	220V-240V AC, 50/60Hz
Color Rendering Index	CRI ≥ 80 standard and CRI ≥ 90 on request.
Optics	Standard: 40° / 60° / 90° / M3
Materials	Corrosion resistant double layer polyester powder coated paint finish die cast aluminium housing with stainless steel screws (A4 grade) and silicone gaskets. Power unit is built in. Available in anthracite gray as a standard finish or any desired RAL colour. Mounting bracket made of aluminium with polyester powder coating.
Optional Coating	Marine grade.
Mounting	Adjustable bracket.
Diffuser	Thermal-shock resistant tempered glass with no visible screws.
LED Life Time	L90 - B10 > 100,000h
Operating Temperature	-40°C / +55°C
Power Factor	>0.95
Control Systems	DMX / RDM, DALI Interface.
Protection Class	IP66
Impact Resistance	IK09
Insulation Class	Class I
Conformity	Complies with European Standards EN 60598 and CE certified.

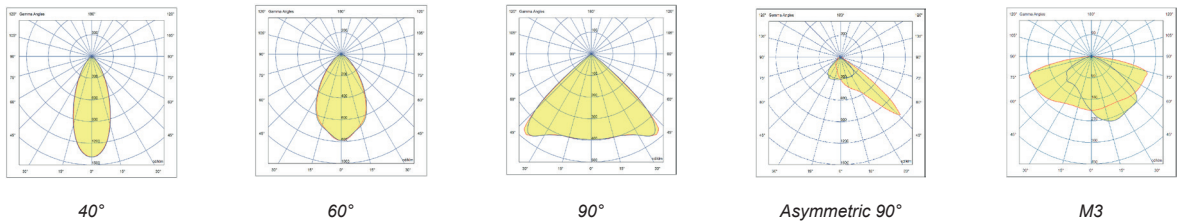
Technical Drawing



Information

CODE	POWER CONSUMPTION	LUMEN OUTPUT (lm) 3000K / 4000K	COLOUR TEMPERATURE
FL9330	72W	9720 / 10224	3000K / 4000K


Light Distribution Curve



Accessories



Glare Shield
Code: GS9001



Honeycomb Louvre
Code: HC3002



Earth Spike
Stainless Steel Code: ES7203
Galvanized Steel Code: GS7203



IP68 Plug Power Connector Set
Code: CON1201