



PRODUCT FEATURES:

The aluminium parapet luminaire is particularly appropriate for the illumination of extensive gardens, parks and commercial areas.

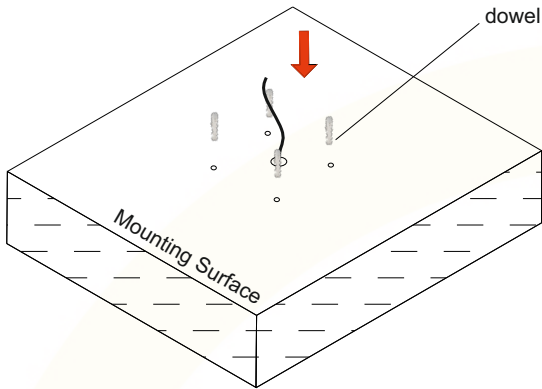
RECOMMENDATIONS FOR THE USER:

- 1) Before the installation, make sure that there is no voltage.
- 2) Do not touch the fitting when it is working on / switched on
- 3) Do not look at the fitting directly or from a short distance.
- 4) Disconnect / switch off the fitting before changing the lamps
- 5) The safety of this fixture is guaranteed only if you comply with these instructions.

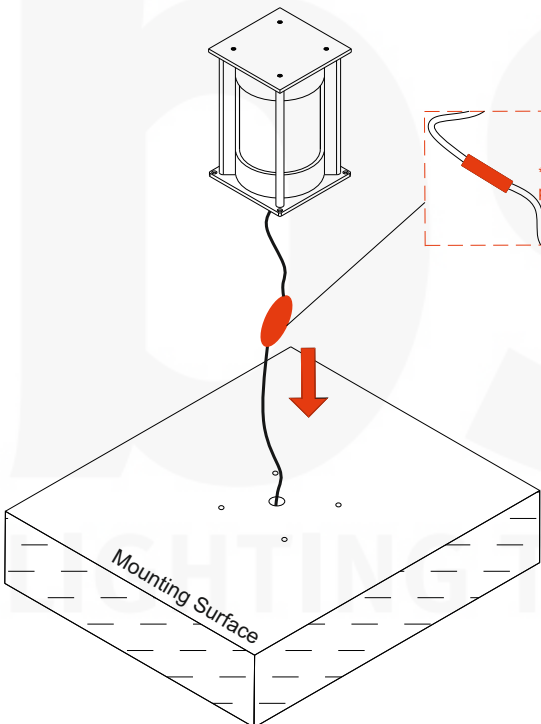
NOTES:

- Technical amendments are reserved.
- CE – Conformity mark
- The manufacturer is then discharged from liability when damage is caused by improper use or installation.
- Clean luminaire regularly with solvent-free cleansers from dirt and deposits. Do not use high pressure cleaners.
- Cleaning agents containing hydrochloric acid and chlorides should never be used.

- 1) -Holes are drilled on the mounting surface, corresponding to the holes of the luminaire holes, and dowels are driven into the holes.





- 2) -Electrical connection is done and the luminaire is placed.
-The luminaire is screwed onto the mounting surface.




Resin
***you must definitely protect the connection

When connecting the luminaires, make sure that the same color cables are matching.




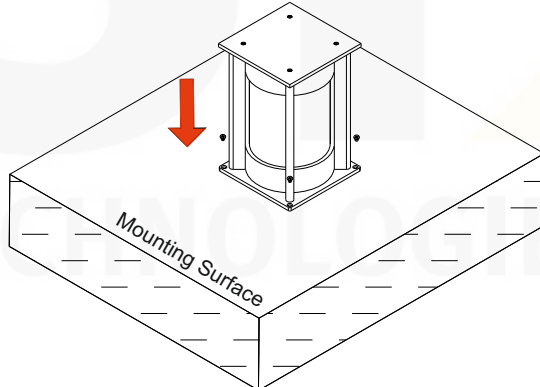


DALI CONTROL CONNECTION



*Please contact us for cables if in different colors.





Warning:

- Do not cut-off or damage the cables of the products supplied as sockets. Otherwise, water may enter to the luminaire through cable and damage the electronic parts inside.
- If you make the electrical connecton, except for IP68 Terminal Block - IP68 Plug connector - IP68 socket; the connectons must be under IP protecton. Otherwise, water may enter to the luminaire through cable and damage the electronic parts inside.
- The IP68 Connecting kits must be assembled in accordance with the installaton instructions. Otherwise, water may enter to the luminaire through cable and damage the electronic parts inside.

Out of Warranty Stuations:

Product last output cable is not protected IP67-IP68.

Faulty electrical connecton.

Wrong IP68 socket-terminal block- plug connector connecton.
(Wrong opening of the cable length, fauly tightening the screws etc.)

If the IP68 Connecting kits are under water.

LIGHTING TECHNOLOGIES