



PRODUCT FEATURES:

iMetis wall, pole and catenary variants with high efficiency LED technology provide maximum flexibility for road and residential street applications.

The modern shaped street lighting luminaire is classically inspired. Both its appearance and the materials used in its manufacture are intended to last.

Designed to last in extremely harsh environments.

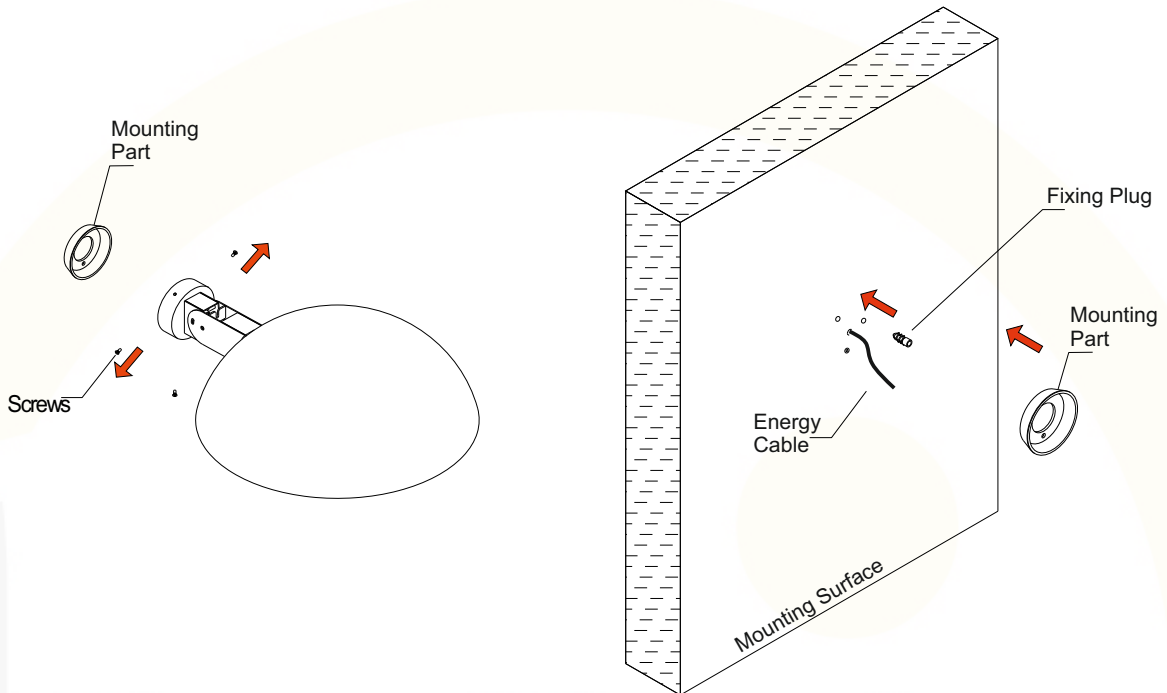
RECOMMENDATIONS FOR THE USER:

- 1) Before the installation, make sure that there is no voltage.
- 2) Do not touch the fitting when it is working on / switched on
- 3) Do not look at the fitting directly or from a short distance.
- 4) Disconnect / switch off the fitting before changing the lamps
- 5) The safety of this fixture is guaranteed only if you comply with these instructions.

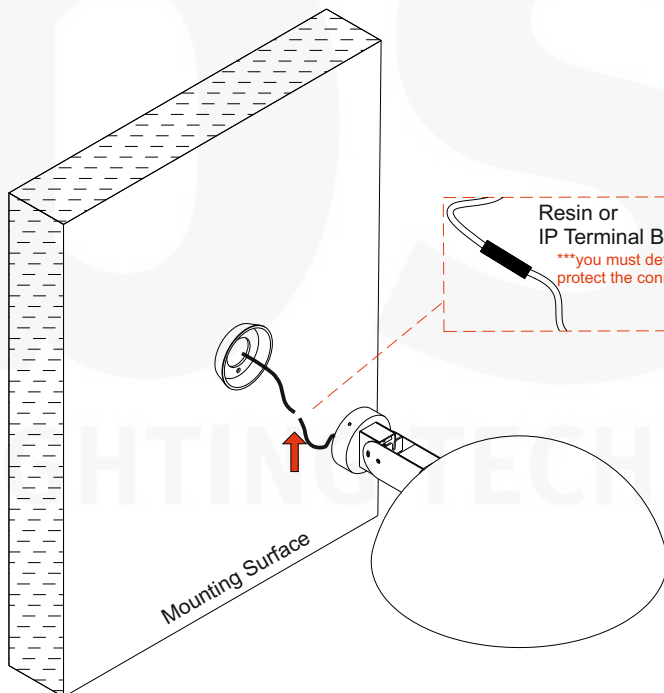
NOTES:

- Technical amendments are reserved.
- CE – Conformity mark
- The manufacturer is then discharged from liability when damage is caused by improper use or installation.
- Clean luminaire regularly with solvent-free cleansers from dirt and deposits. Do not use high pressure cleaners.
- Cleaning agents containing hydrochloric acid and chlorides should never be used.

- 1) - The mounting part of the product is removed.
 - The holes on the mounting part are used as a template to drill holes in the diameter appropriate to the fixing plug and plugs are drilled to the holes.
 - The mounting part is screwed onto the mounting surface.



- 2) Electrical connection is done.



Resin or IP Terminal Block
 ***you must definitely protect the connection

When connecting the luminaires, make sure that the same color cables are matching.

(L) Brown
 (±) Yellow - Green
 (N) Blue

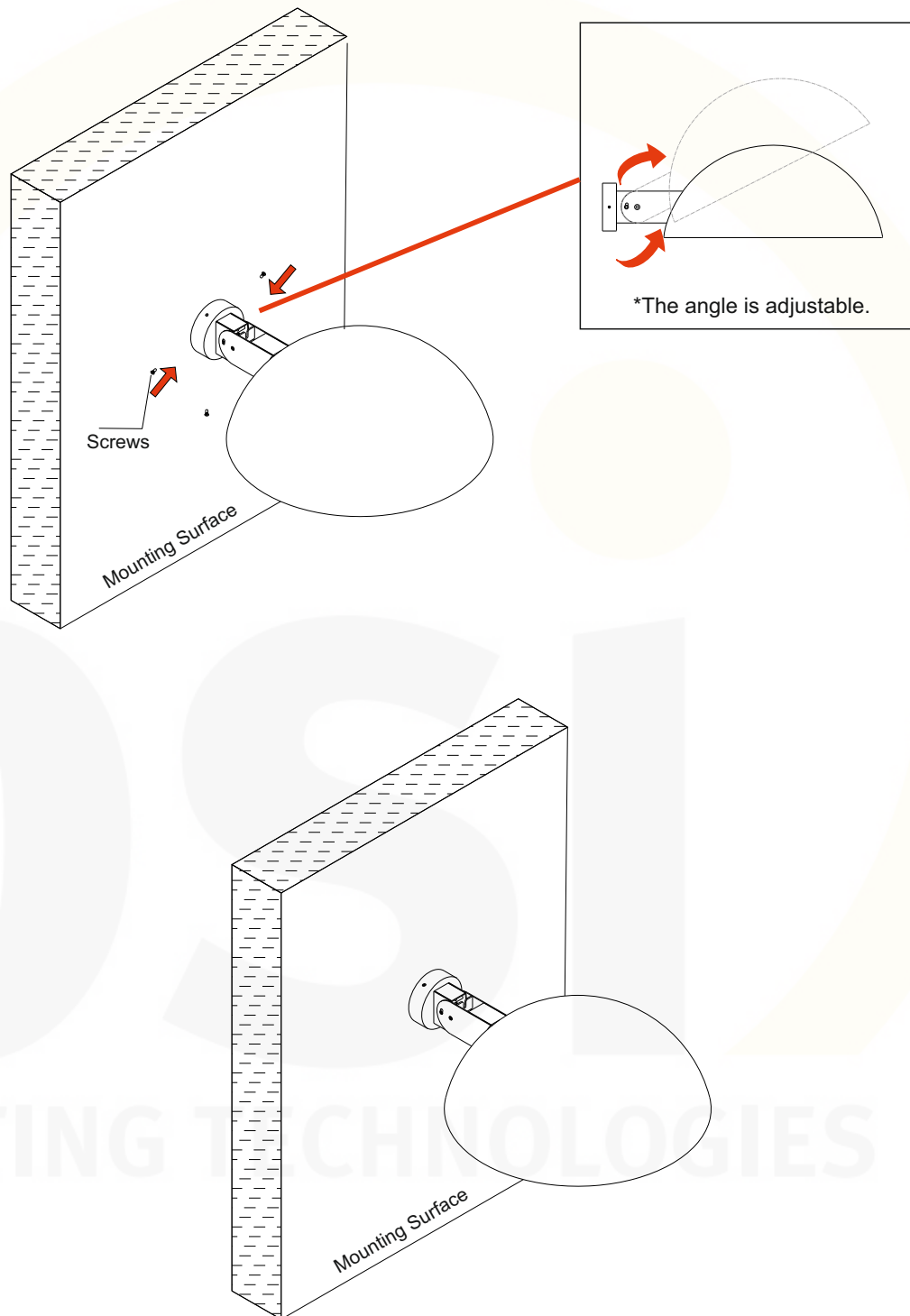
DALI CONTROL CONNECTION

(L) Brown
 (±) Green - Yellow
 (N) Blue
 (DaL) Black
 (DaN) Gray

*Please contact us for cables if in different colors.



- 3) - The luminaire is then securely screwed to the mounting surface.
 - The screws on the mounting base can be loosened to adjust the angle as desired, and then re-tightened to fix the position.



Warning:

- Do not cut-off or damage the cables of the products supplied as sockets. Otherwise, water may enter to the luminare through cable and damage the electronic parts inside.
- If you make the electrical connecton, except for IP.68 Terminal Block - IP.68 Plug connector - IP.68 socket; the connectons must be under IP protecton. Otherwise, water may enter to the luminare through cable and damage the electronic parts inside.
- The IP68 Connecting kits must be assembled in accordance with the installaton instructions. Otherwise, water may enter to the luminare through cable and damage the electronic parts inside.

Out of Warranty Stuations:

Product last output cable is not protected IP67-IP68.

Faulty electrical connecton.

Wrong IP68 socket-terminal block- plug connector connecton.
(Wrong opening of the cable length, fauly tightening the screws etc.)

If the IP68 Connecting kits are under water.

LIGHTING TECHNOLOGIES