



## **PRODUCT FEATURES:**

Simply designed circular post top LED lantern with high performance and uniform lighting distribution.

Architectural LED lighting luminaire range inspires architects, designers and system integrators with its exceptional quality, homogeneous illumination and remarkable creativity.

The luminaire has very balanced and elegant proportions and is available in two different heights. Designed to last in extremely harsh environments.

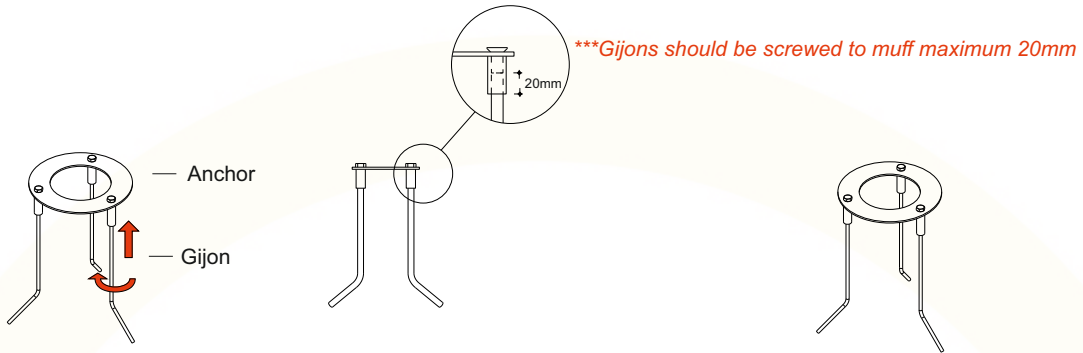
## **RECOMMENDATIONS FOR THE USER:**

- 1) Before the installation, make sure that there is no voltage.
- 2) Do not touch the fitting when it is working on / switched on
- 3) Do not look at the fitting directly or from a short distance.
- 4) Disconnect / switch off the fitting before changing the lamps
- 5) The safety of this fixture is guaranteed only if you comply with these instructions.

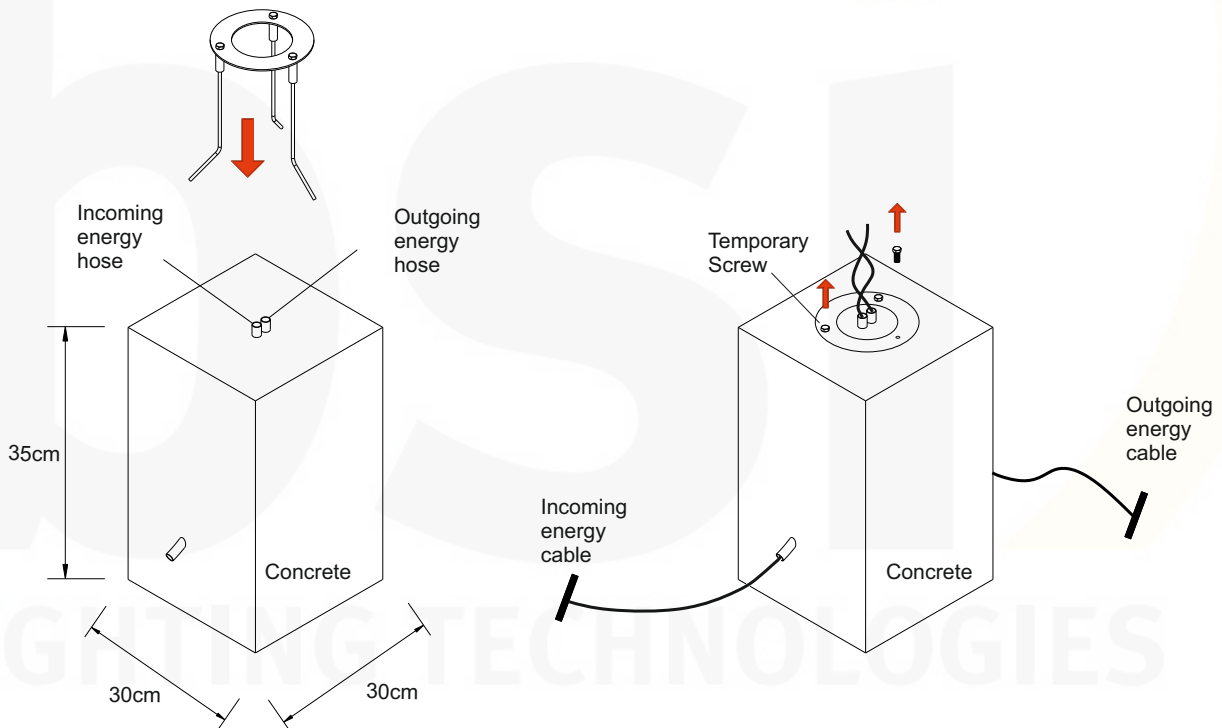
## **NOTES:**

- Technical amendments are reserved.
- CE – Conformity mark
- The manufacturer is then discharged from liability when damage is caused by improper use or installation.
- Clean luminaire regularly with solvent-free cleansers from dirt and deposits. Do not use high pressure cleaners.
- Cleaning agents containing hydrochloric acid and chlorides should never be used.

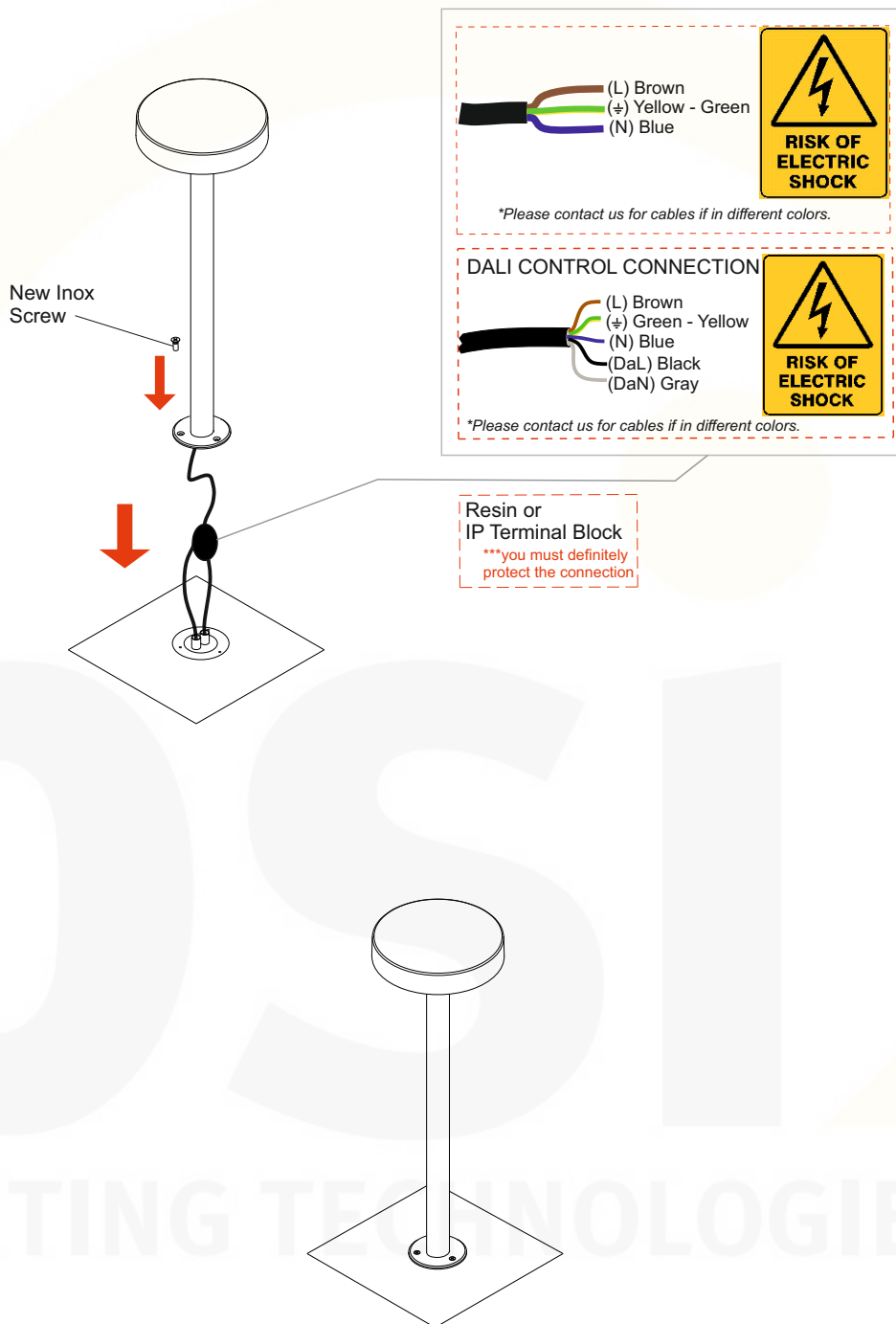
- 1) Gijons are mounted to anchor.  
*\*Do not remove the screws on the anchorage.*



- 2) - The prepared anchor is embedded in the concrete and leveled.  
 - After the concrete is dried, the energy cabling is done.  
 - Temporary screws on the anchor are removed and discarded not to use again.



- 3) - The electrical connection is made.
- The product is placed on the anchor and screwed into the anchor with new inox screws.



**Warning:**

- Do not cut-off or damage the cables of the products supplied as sockets. Otherwise, water may enter to the luminare through cable and damage the electronic parts inside.
- If you make the electrical connecton, except for IP.68 Terminal Block - IP.68 Plug connector - IP.68 socket; the connectons must be under IP protecton. Otherwise, water may enter to the luminare through cable and damage the electronic parts inside.
- The IP68 Connecting kits must be assembled in accordance with the installaton instructions. Otherwise, water may enter to the luminare through cable and damage the electronic parts inside.

**Out of Warranty Stuations:**

Product last output cable is not protected IP67-IP68.

Faulty electrical connecton.

Wrong IP68 socket-terminal block- plug connector connecton.  
(Wrong opening of the cable length, fauly tightening the screws etc.)

If the IP68 Connecting kits are under water.

LIGHTING TECHNOLOGIES