

PRODUCT FEATURES:

Compact recessed shielded luminaires for pathways, stairs and walls for low ambient brightness.
Designed to last in extremely harsh environments.

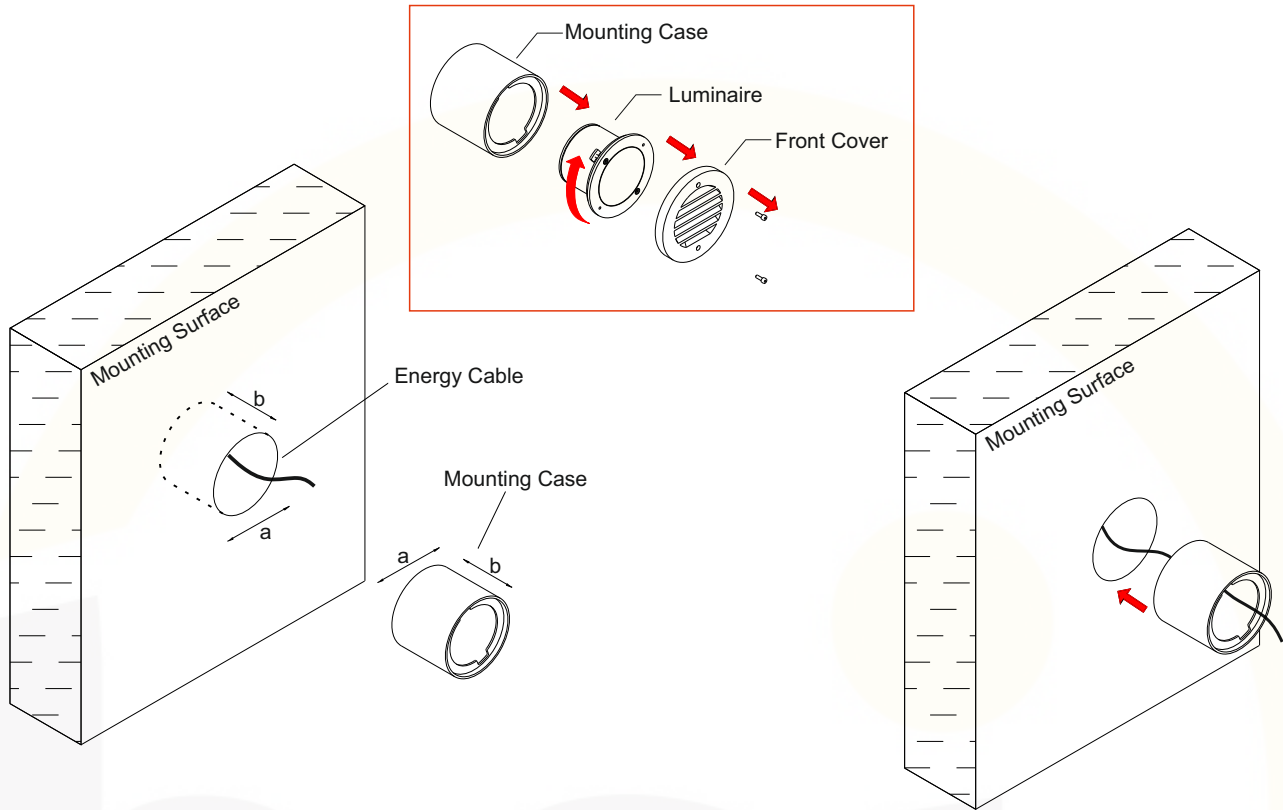
RECOMMENDATIONS FOR THE USER:

- 1) Before the installation, make sure that there is no voltage.
- 2) Do not touch the fitting when it is working on / switched on
- 3) Do not look at the fitting directly or from a short distance.
- 4) Disconnect / switch off the fitting before changing the lamps

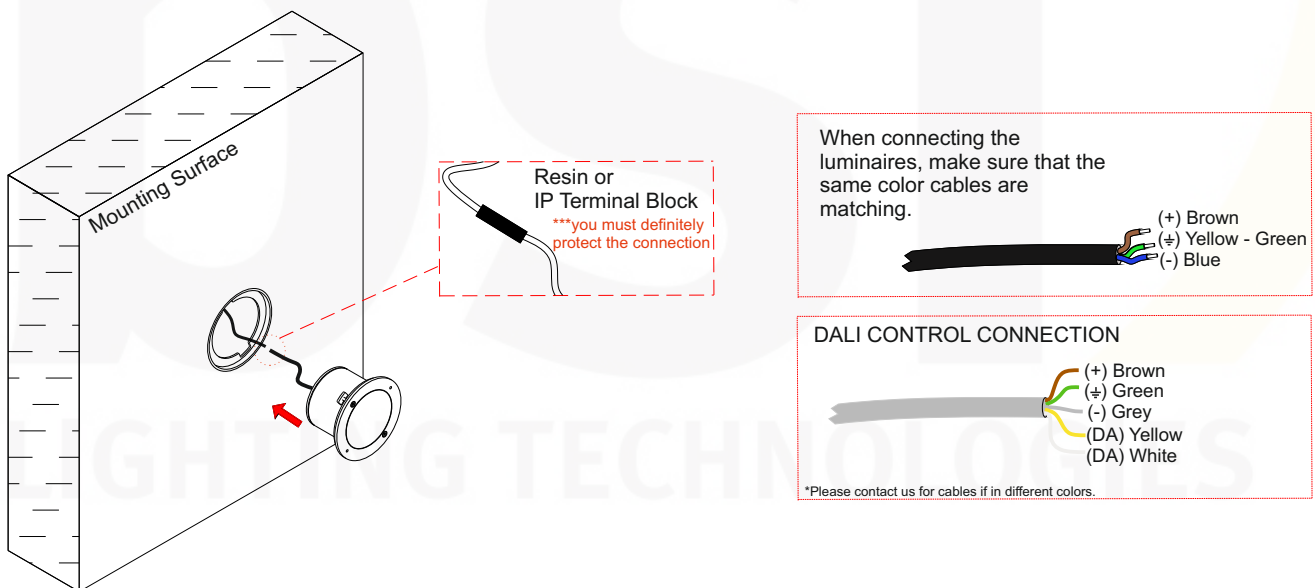
NOTES:

- Technical amendments are reserved.
- CE – Conformity mark
- The manufacturer is then discharged from liability when damage is caused by improper use or installation.
- Clean luminaire regularly with solvent-free cleansers from dirt and deposits. Do not use high pressure cleaners.

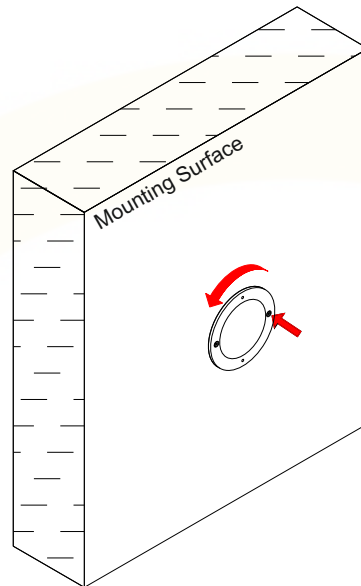
- 1) - The mounting case of the product is removed.
- Mounting case is screwed to the mounting surface and tightened by passing the cable hole.



- 2) Electrical connection is done and the luminaire is placed.



3) The luminaire is returned to the correct position and the screws are tightened.



4) The front cover is placed and and screws are tightened.

