

Linear Surface

Minimalistic linear luminaires suitable for facade or wall and ceiling direct view applications.

Architectural LED linear range inspires architects, designers and system integrators with its exceptional quality, homogeneous light output and remarkable creativity.

Robust and Compact

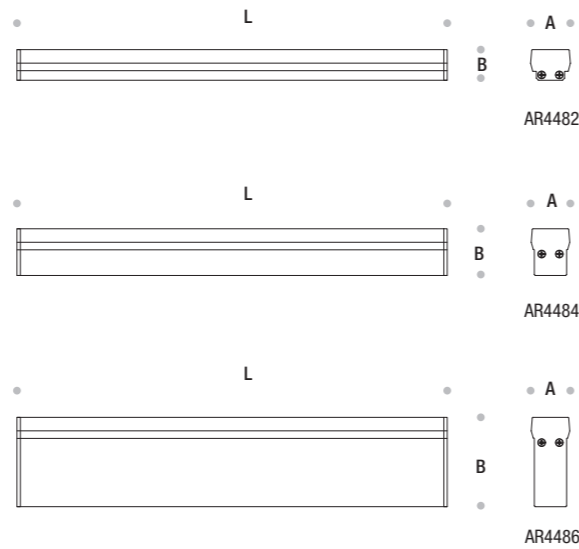
High protection against vandalism thanks to a robust, anodized aluminium housing with high a mechanical impact rating.

Exceptional performance and compact dot-free, homogeneous light emission surface with precise light control thanks to the high-quality optical options.


Slim Design and Easy to Install

The slim luminaire, which is equipped with an external power supply unit, is optionally available with DMX or DALI control or in the user-friendly On-Off version.


The watertight connector system ensures easy, fast and secure installation. The robust luminaire fits seamlessly into the architecture.



iFluance				
Codes	Power	A (mm)	B (mm)	L (mm)
AR4482	18W	23	18	1000
AR4484	18W	23	28	1000
AR4486	18W	23	53	1000




30x95 degree



90x110 degree



Asymmetric



Asymmetric



Technical Features

Corrosion resistant extruded anodized aluminium housing (EN AW-6060) with stainless steel screws (A4 grade) and silicone rubber gaskets. Operates with a remote driver. Includes waterproof connectors and mounting bracket. BSILINEA® LED Module.

LED MacAdam Step 3

Nominal Voltage 24V DC

Operating Temperature -40°C / +55°C

Control Systems 1-10V DIM, DMX / RDM, DALI Interface (External)

Protection Class IP67

Impact Resistance IK08

Insulation Class III

Complies with EN60598 and relevant standards.

