



PRODUCT FEATURES:

iBrett simply designed circular post top LED lantern with high performance and uniform lighting distribution.

Designed to last in extremely harsh environments.

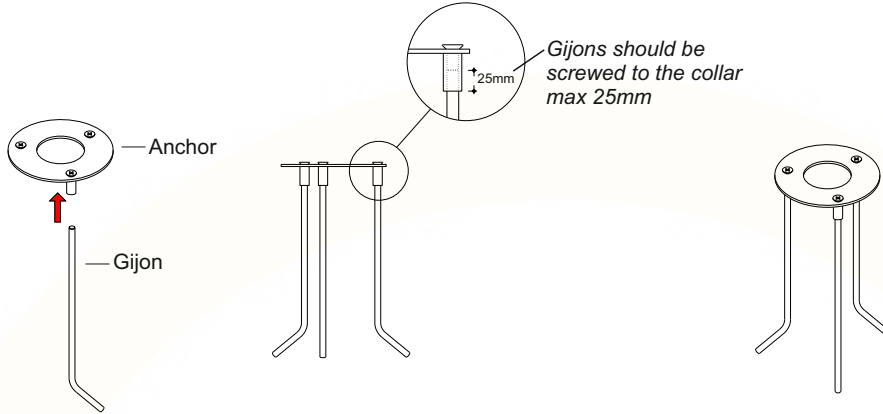
RECOMMENDATIONS FOR THE USER:

- 1) Before the installation, make sure that there is no voltage.
- 2) Do not touch the fitting when it is working on / switched on
- 3) Do not look at the fitting directly or from a short distance.
- 4) Disconnect / switch off the fitting before changing the lamps

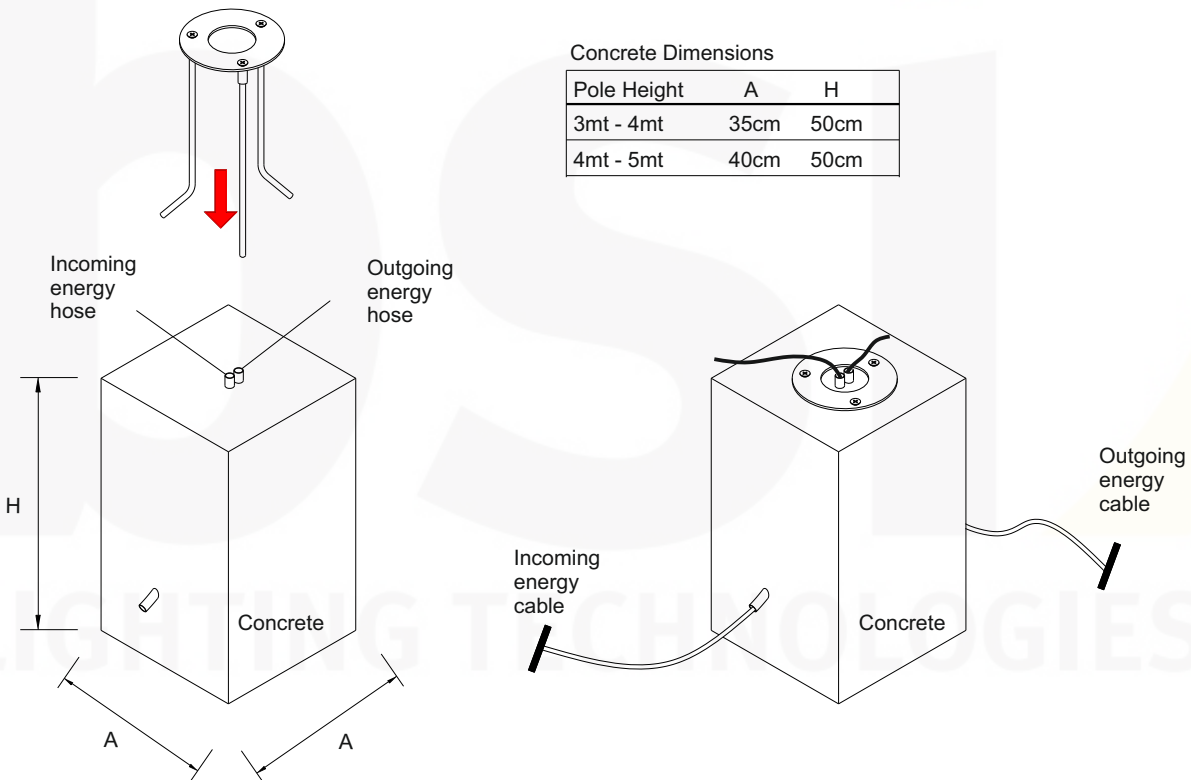
NOTES:

- Technical amendments are reserved.
- CE – Conformity mark
- The manufacturer is then discharged from liability when damage is caused by improper use or installation.
- Clean luminaire regularly with solvent-free cleansers from dirt and deposits. Do not use high pressure cleaners.

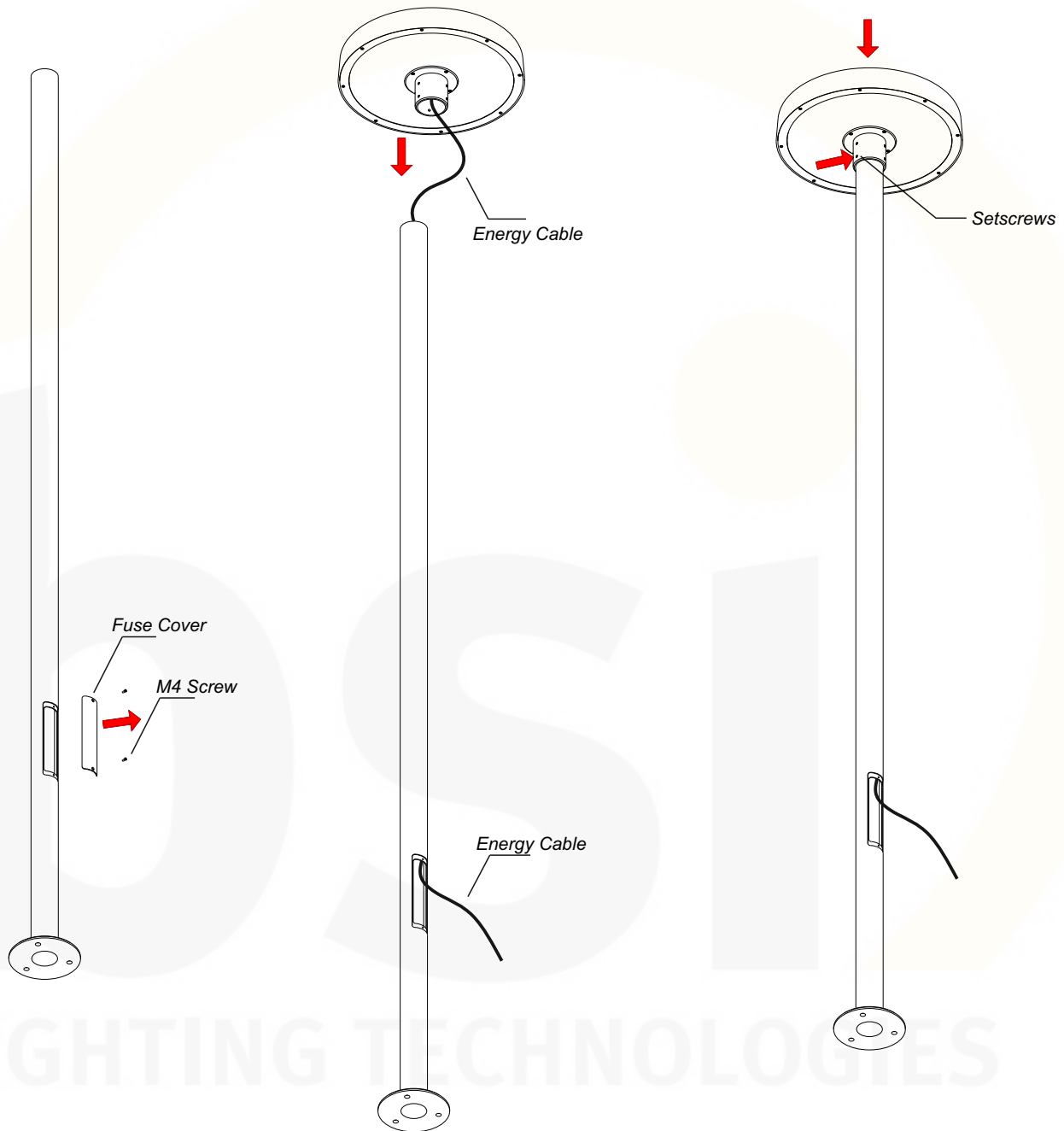
- 1) Gijons tightened 2.5cm to the anchor.
**Do not remove the screws on the anchorage*



- 2) - The prepared anchor is embedded in the concrete and leveled.
 - After the concrete is dried, the energy cabling is done.



- 3) - The fuse cover on the pole is removed.
- The cable is passed through the pole and removed from the fuse cover hole.
 - The luminaire is placed on the pole.
 - Tighten the setscrews on the luminaire.



- 4) - Temporary screws on the anchor are removed.
- The pole is placed on the anchor and screwed into the anchor with new inox screws.
 - Fuse box is removed.
 - Electrical connection is done.
 - The fuse box and the fuse cover is re-mounted.

