

## Linear Surface



Encapsulated linear luminaires suitable for facade or wall and ceiling direct view applications.

Architectural LED linear range inspires architects, designers and system integrators with its exceptional quality, homogeneous light output and remarkable creativity.

### Sleek and High-Performance


Efficient design luminaire that features tremendous modularity and ease of use. BS Sleekline is made of anodized aluminum, resulting in a form with simplicity matches its function.

Exceptional performance and compact dot-free, homogeneous light-emitting surface with polyurethane encapsulation make it more resistant to salt water, UV light and solvents.

### Slim Design and Easy to Install

The slim luminaire, which is equipped with an external power supply unit, is optionally available with DMX or DALI control or in the user-friendly On-Off version.


The watertight connector system ensures easy, fast and secure installation. The robust luminaire fits seamlessly into the architecture.




BS Sleekline				
Codes	Power	A (mm)	B (mm)	L (mm)
AR763301	6W	28	40	1000
AR763302	8W	28	40	1000
AR763303	12W	28	40	1000
AR763304	16W	28	40	1000
AR763401	6W	28	50	1000
AR763402	8W	28	50	1000
AR763403	12W	28	50	1000
AR763404	16W	28	50	1000



For detailed information about the  
BS Sleekline



Diffused Beam



#### Technical Features

Corrosion resistant extruded anodized aluminium housing (EN AW- 6060) with stainless steel screws (A4 grade) and silicone rubber gaskets. Operates with a remote driver. Includes waterproof connectors. BSILINEA® LED Module.

LED MacAdam Step 3

Nominal Voltage 24V DC

Operating Temperature -40°C / +55°C

Control Systems 1-10V DIM, DMX / RDM, DALI Interface (External)

Protection Class IP67

Impact Resistance IK08

Insulation Class II

Complies with EN60598 and relevant standards.