

PRODUCT FEATURES:

The curved shape bollard luminaires are used to illuminate open areas with particularly high visual comfort.

Their innovative lighting technology combines the highest precision and efficiency in this compact luminaire.

Designed to last in extremely harsh environments.

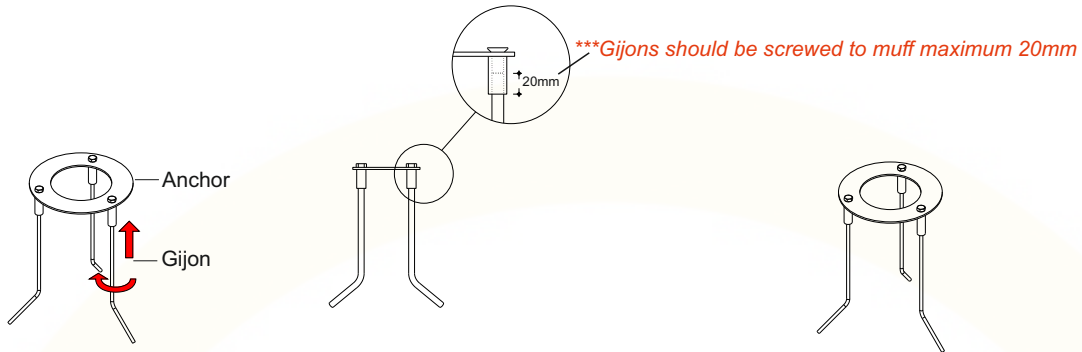
RECOMMENDATIONS FOR THE USER:

- 1) Before the installation, make sure that there is no voltage.
- 2) Do not touch the fitting when it is working on / switched on
- 3) Do not look at the fitting directly or from a short distance.
- 4) Disconnect / switch off the fitting before changing the lamps

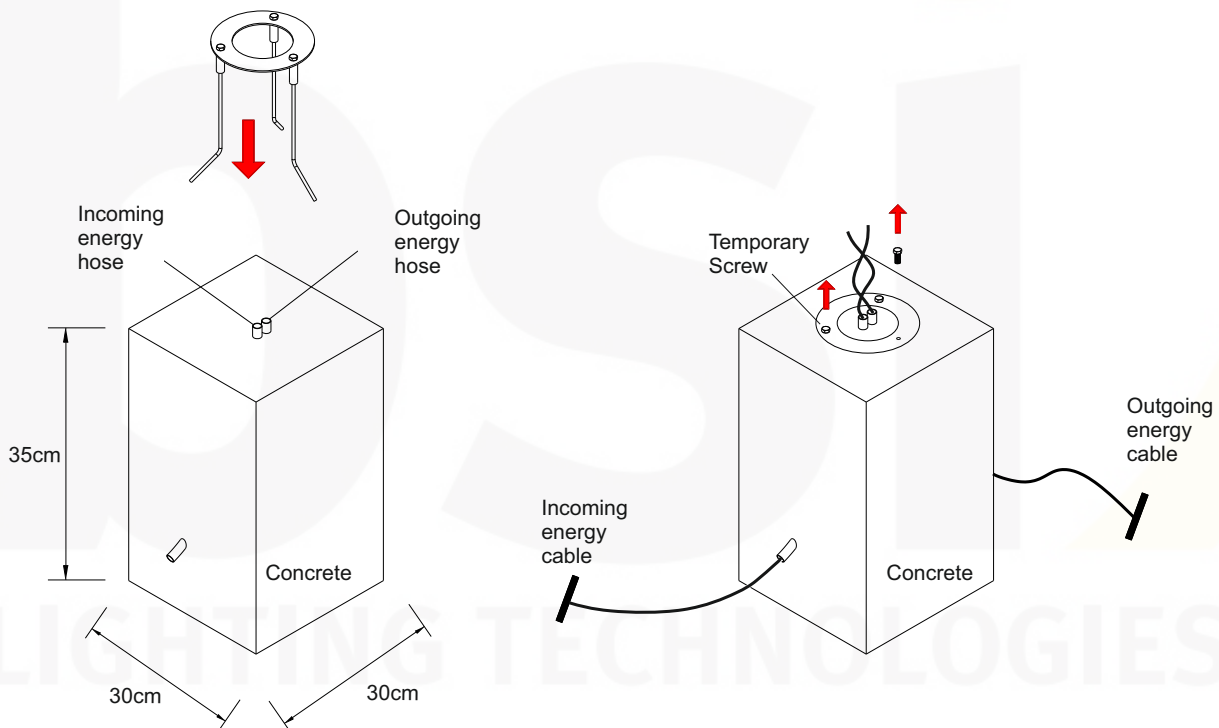
NOTES:

- Technical amendments are reserved.
- CE – Conformity mark
- The manufacturer is then discharged from liability when damage is caused by improper use or installation.
- Clean luminaire regularly with solvent-free cleansers from dirt and deposits. Do not use high pressure cleaners.

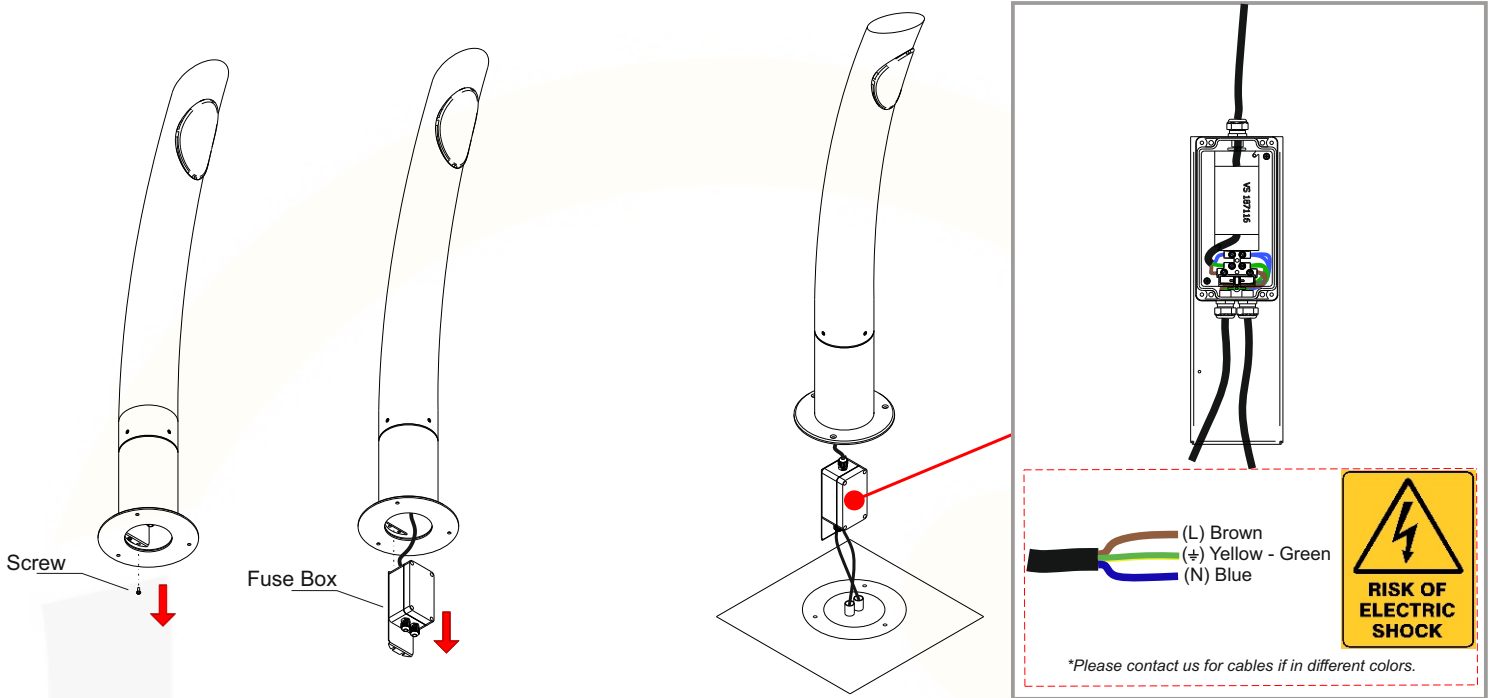
- 1) Gijons are mounted to anchor.
**Do not remove the screws on the anchorage.*



- 2) - The prepared anchor is embedded in the concrete and leveled.
 - After the concrete is dried, the energy cabling is done.
 - Temporary screws on the anchor are removed and discarded not to use again.



- 3) -Unscrew the fuse base from the bottom of the luminaire and remove the fuse box.
 - Electrical connection is done.



- 4) -The fuse base is screwed back into place.
 -The product is placed on the anchor and screwed into the anchor with new inox screws.

